

[← Back to results](#)

We're upgrading! This feature will soon be deprecated as we introduce a more powerful version with support for more question types.

Customize

Add a cover image to your report, apply a design, and more

Access

Enable link



Content

Share your report

<https://bitsinbio.typeform.com/report/nEgYXWDT/XgQNNwfO2UyExDHY>

Copy

Show open-ended questions



Print your report

Print

Design

Cover

Add

Logo

Add

Theme



Bits in Bio - BioDeveloper 2025 Survey

206 responses

How did you hear about Bits in Bio?

 Hide question

206 out of 206 answered

Through word of mouth (a colleague or friend)

131 resp. 63.6%



Bits in Bio meetup

21 resp. 10.2%



LinkedIn

15 resp. 7.3%



Twitter

12 resp. 5.8%



Search Engine

11 resp. 5.3%




I hadn't heard about Bits in Bio before

4 resp. 1.9%



Other

12 resp. 5.8%



How frequently would you say you go on the Bits in Bio Slack Channel during a typical month?

 Hide question

202 out of 206 answered

A few times per month or weekly

73 resp. 36.1%



Less than once per month or monthly

50 resp. 24.8%



A few times per week

37 resp. 18.3%



Daily or almost daily

22 resp. 10.9%




Never

12 resp. 5.9%



Multiple times per day

6 resp. 3%

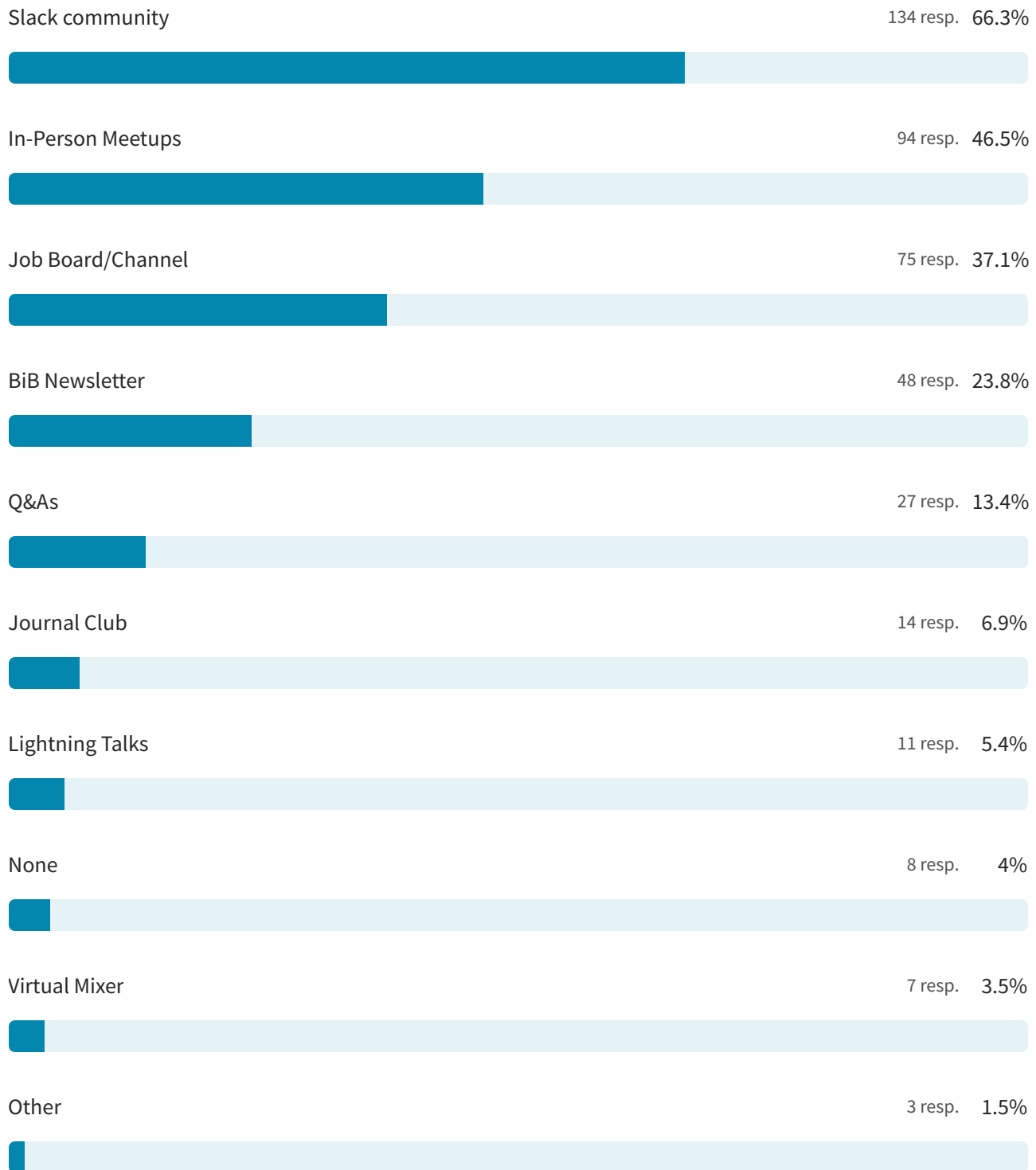


Other

2 resp. 1%

Which part of Bits in Bio do you find *most* useful? Hide question

202 out of 206 answered



Do you consider yourself a member of the Bits in Bio community?

 Hide question

202 out of 206 answered

Yes, somewhat

100 resp. 49.5%



No, not really

54 resp. 26.7%




Yes, definitely

40 resp. 19.8%



No, not at all

5 resp. 2.5%



Not sure

3 resp. 1.5%



Do you consider yourself to be working (or seeking work) in industry or academia?

Hide question

206 out of 206 answered

Industry

159 resp. 77.2%



Academia

35 resp. 17%



Other

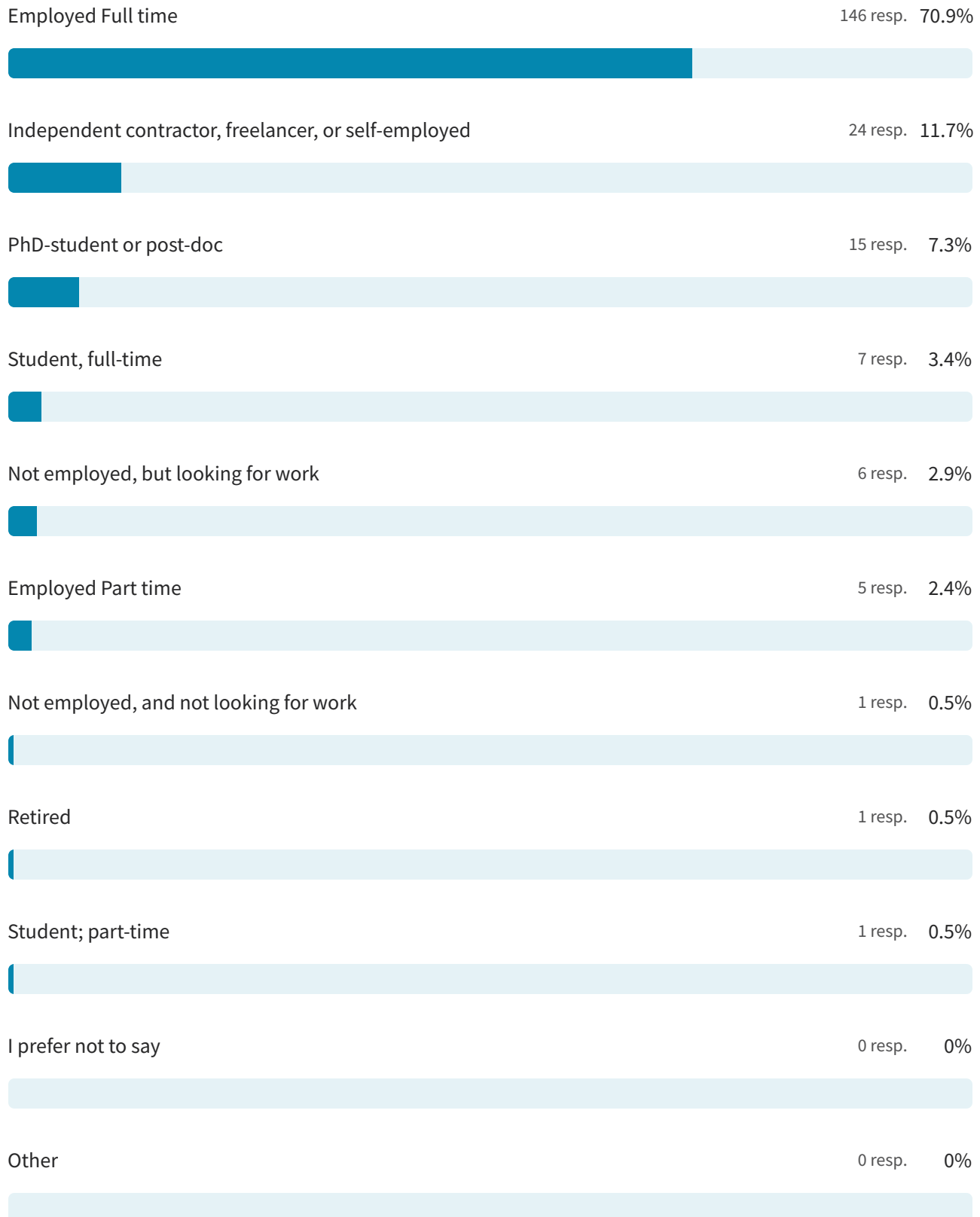
12 resp. 5.8%



Hide question

Which of the following best describes your current employment status?

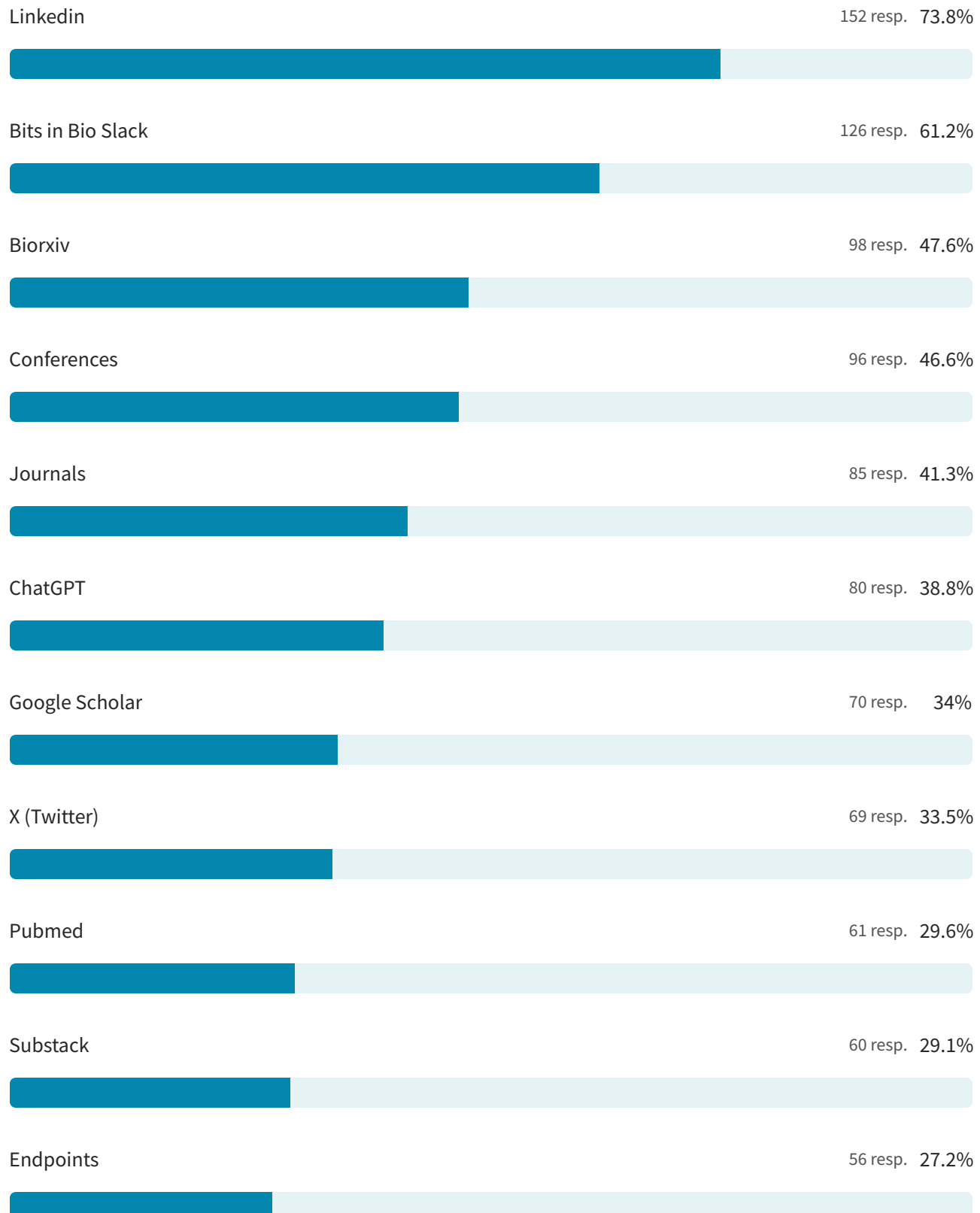
206 out of 206 answered

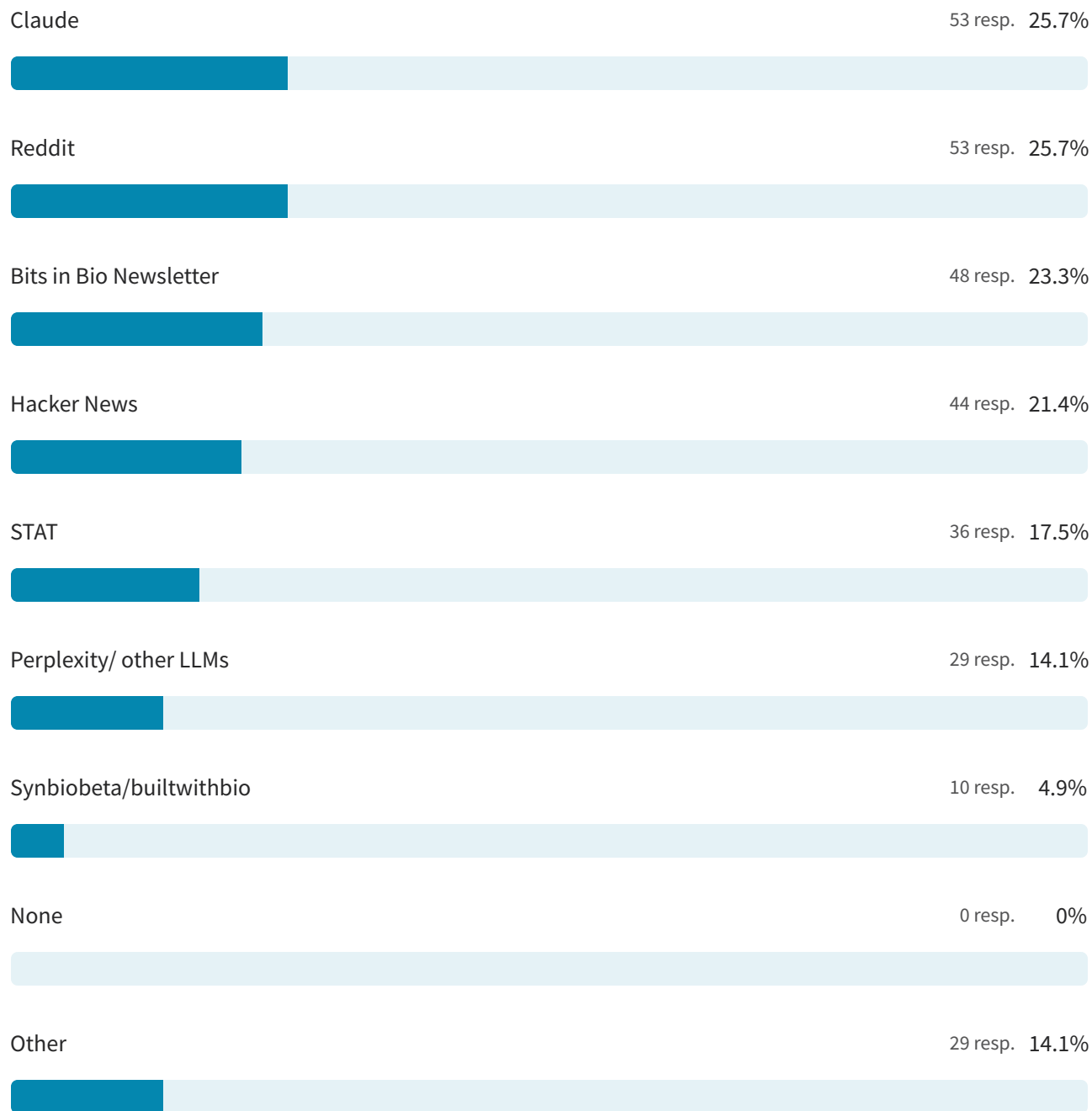


What sources do you use to keep up to date in your field?

 Hide question

206 out of 206 answered

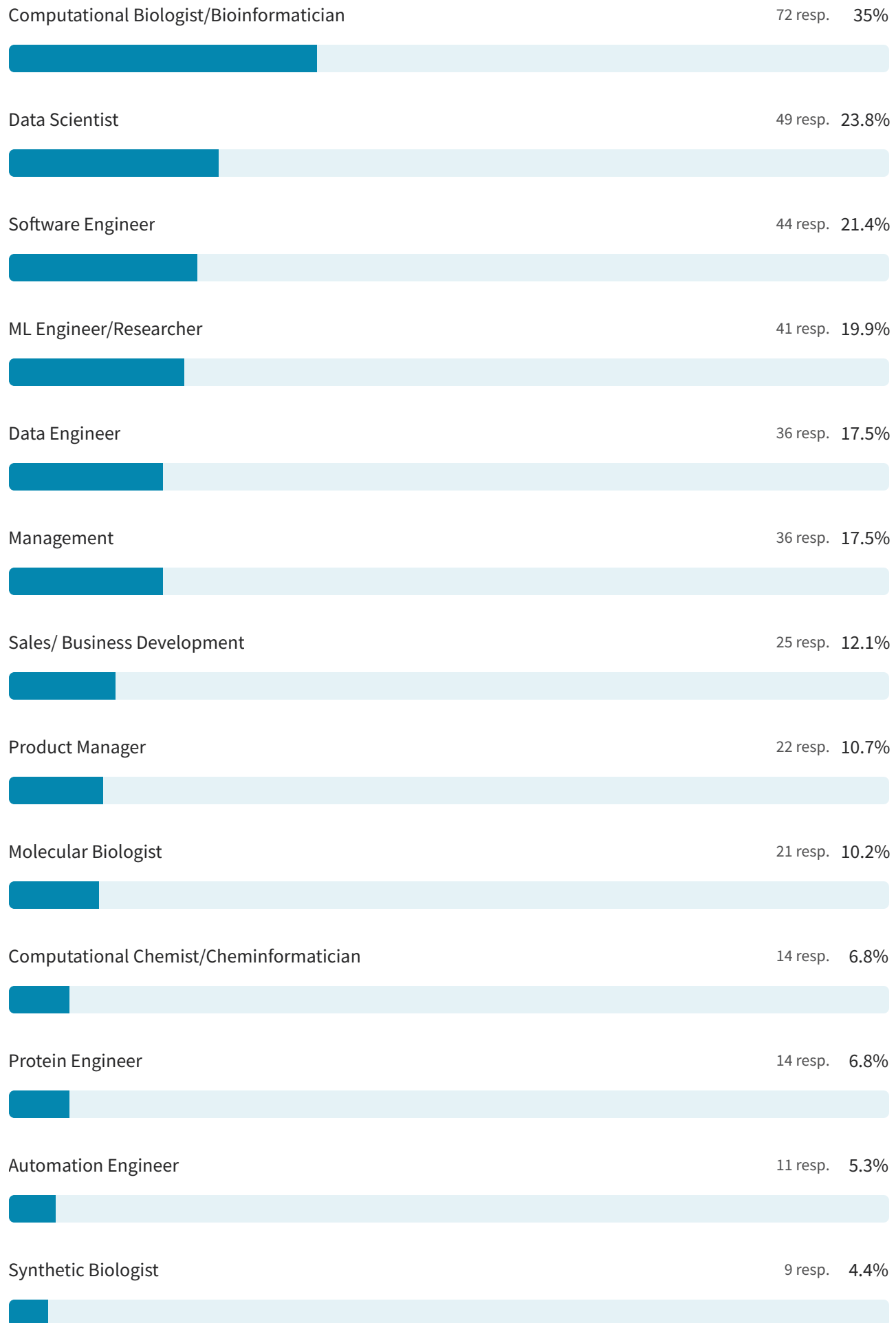


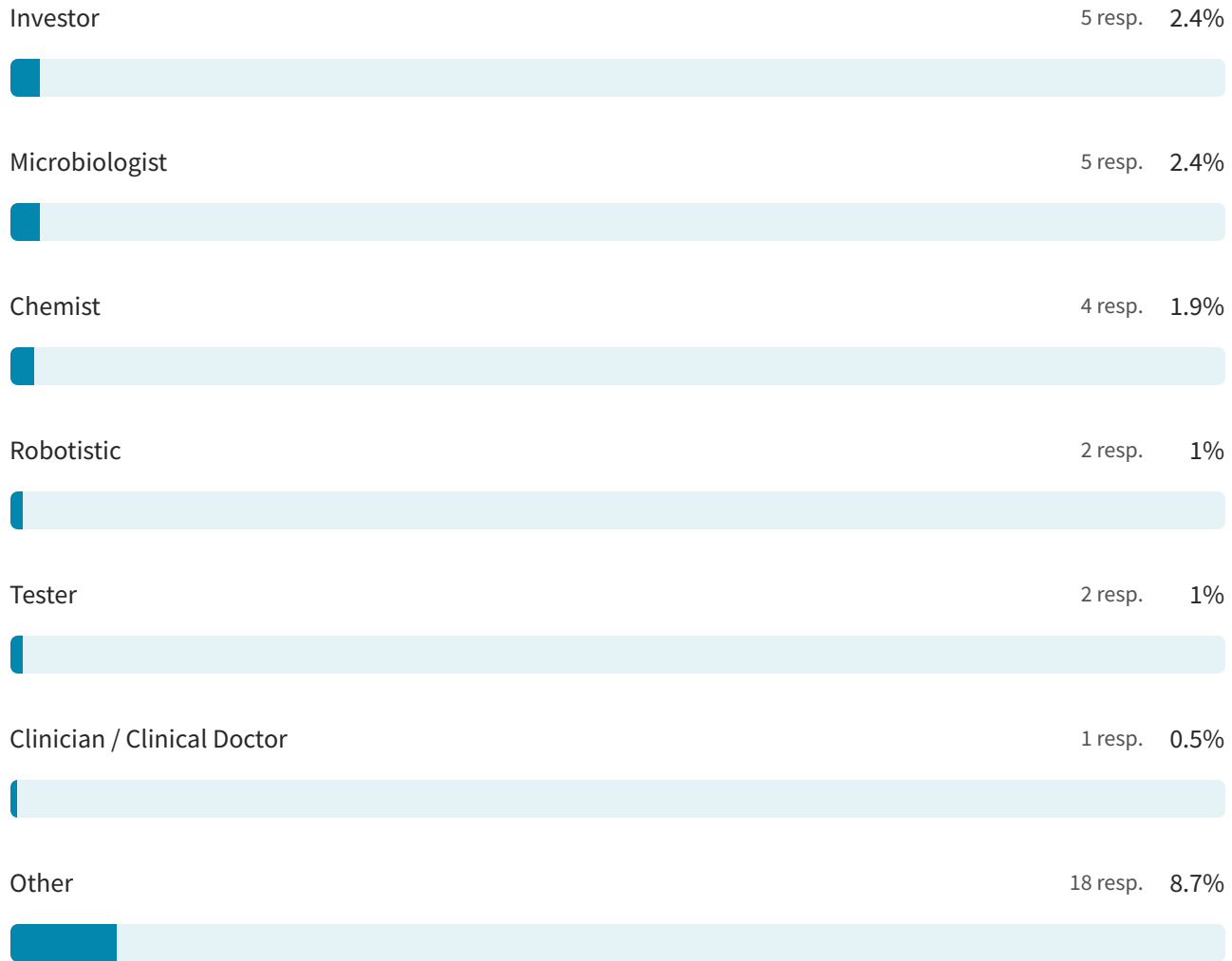


Which of the following best describes your current role?

 Hide question

206 out of 206 answered






What industry does your organization operate in?


 Hide question

206 out of 206 answered



Basic / Fundamental research

34 resp. 16.5%




Diagnostics

23 resp. 11.2%




Agriculture

11 resp. 5.3%




Chemicals

8 resp. 3.9%



Food & Nutrition

8 resp. 3.9%




Materials

8 resp. 3.9%




Venture Capital

6 resp. 2.9%



Fuels

4 resp. 1.9%



Other

13 resp. 6.3%



Approximately how many people are employed by the company or organization you currently work for?

Hide question

206 out of 206 answered

2 - 19 employees

72 resp. 35%



5,000 or more employees

35 resp. 17%



20-99 employees

34 resp. 16.5%




100-499 employees

29 resp. 14.1%




500- 4,999 employees

22 resp. 10.7%



Just me - I am a freelancer, sole proprietor, etc.

14 resp. 6.8%



Which of the following best describes your current role/years of experience?

Hide question

175 out of 206 answered

Individual Contributor (3-7 years of experience)

37 resp. 21.1%



Founder

28 resp. 16%



Individual Contributor (7-15 years of experience)

25 resp. 14.3%



Individual Contributor (1-3 years of experience)

23 resp. 13.1%



Director

18 resp. 10.3%



Manager

11 resp. 6.3%




Individual Contributor (15-30 years of experience)

9 resp. 5.1%




C-suite

7 resp. 4%




Head of Department

7 resp. 4%



N/A

6 resp. 3.4%



Vice President

4 resp. 2.3%



Individual Contributor (30+ years of experience)

0 resp. 0%



What annual salary range do you fall into?

Hide question

197 out of 206 answered

Prefer not to answer

32 resp. 16.2%



\$110,000-\$140,000

28 resp. 14.2%



\$170,000-\$200,000

23 resp. 11.7%



\$260,000+

23 resp. 11.7%



\$140,000-\$170,00

22 resp. 11.2%



\$50,000-\$80,000

21 resp. 10.7%



\$0-\$50,000

19 resp. 9.6%




\$80,000-\$110,000

15 resp. 7.6%




\$200,000-\$230,000

9 resp. 4.6%



\$230,000-\$260,000

5 resp. 2.5%


Which persona do you *most* identify with?

Hide question

206 out of 206 answered

You primarily write code within a biotech/pharma

85 resp. 41.3%



You primarily write code, but not in a biotech/pharma

39 resp. 18.9%



None of the above

38 resp. 18.4%



You work in a biotech/pharma, but mostly do not write code (e.g. majority wet lab)

23 resp. 11.2%




You work in a biotech/pharma, do wet lab experiments, and also do a modest amount of coding

17 resp. 8.3%



Other

4 resp. 1.9%



Has your work involved machine learning?

Hide question

206 out of 206 answered

Yes

139 resp. 67.5%



Not yet - but I'm curious to explore machine learning in the future

47 resp. 22.8%



No

20 resp. 9.7%



Which of the following machine learning model families do you regularly work with?

Hide question

129 out of 206 answered

OpenAI (GPT-5, o1...)

80 resp. 62%




Claude

77 resp. 59.7%




Gemini

57 resp. 44.2%



Proprietary/In-house models

57 resp. 44.2%



AlphaFold

45 resp. 34.9%



Boltz

32 resp. 24.8%



ESM

26 resp. 20.2%



LLaMA

16 resp. 12.4%



RFDiffusion

15 resp. 11.6%



Chai

13 resp. 10.1%



scGPT

13 resp. 10.1%



Evo

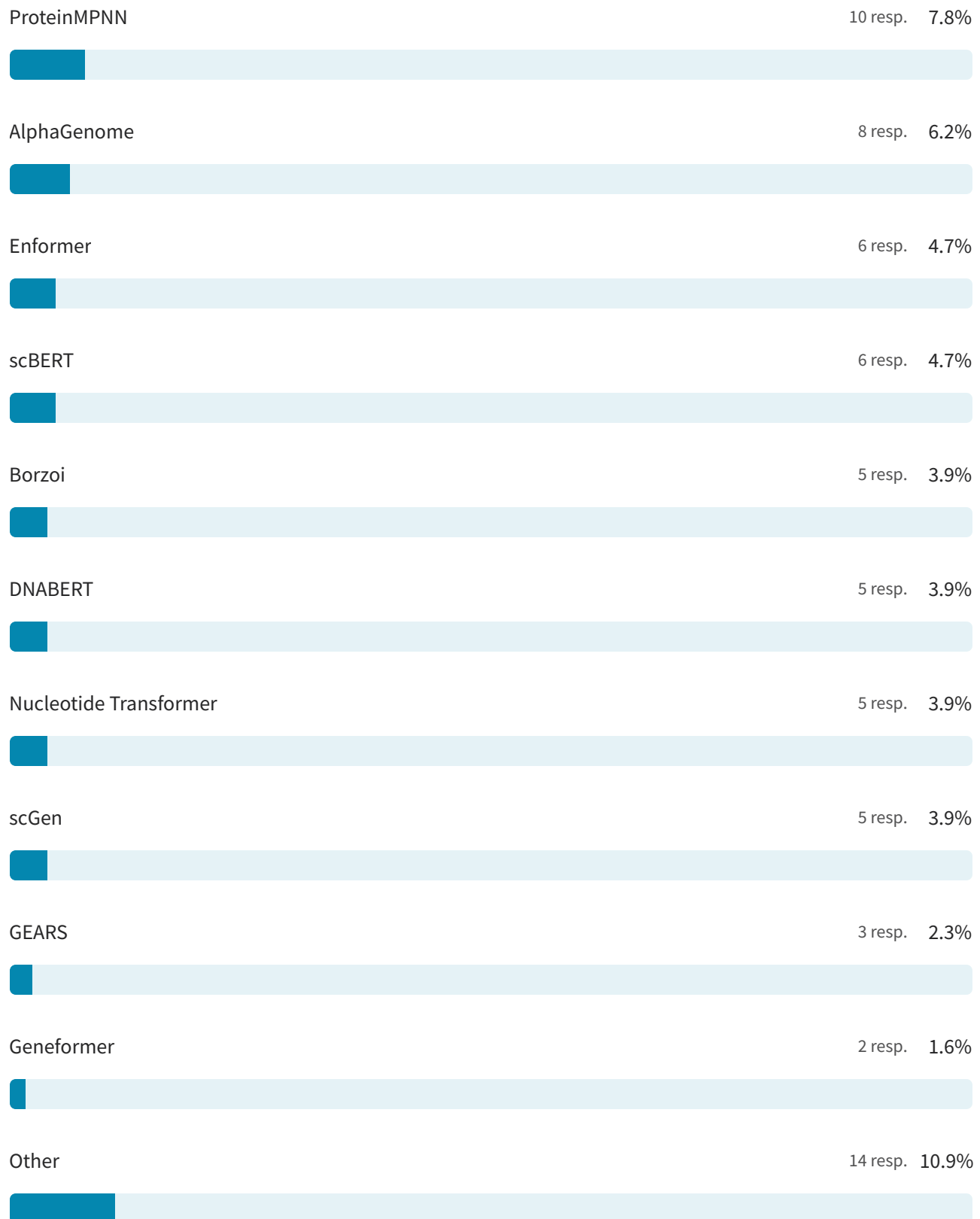
11 resp. 8.5%



Grok

10 resp. 7.8%

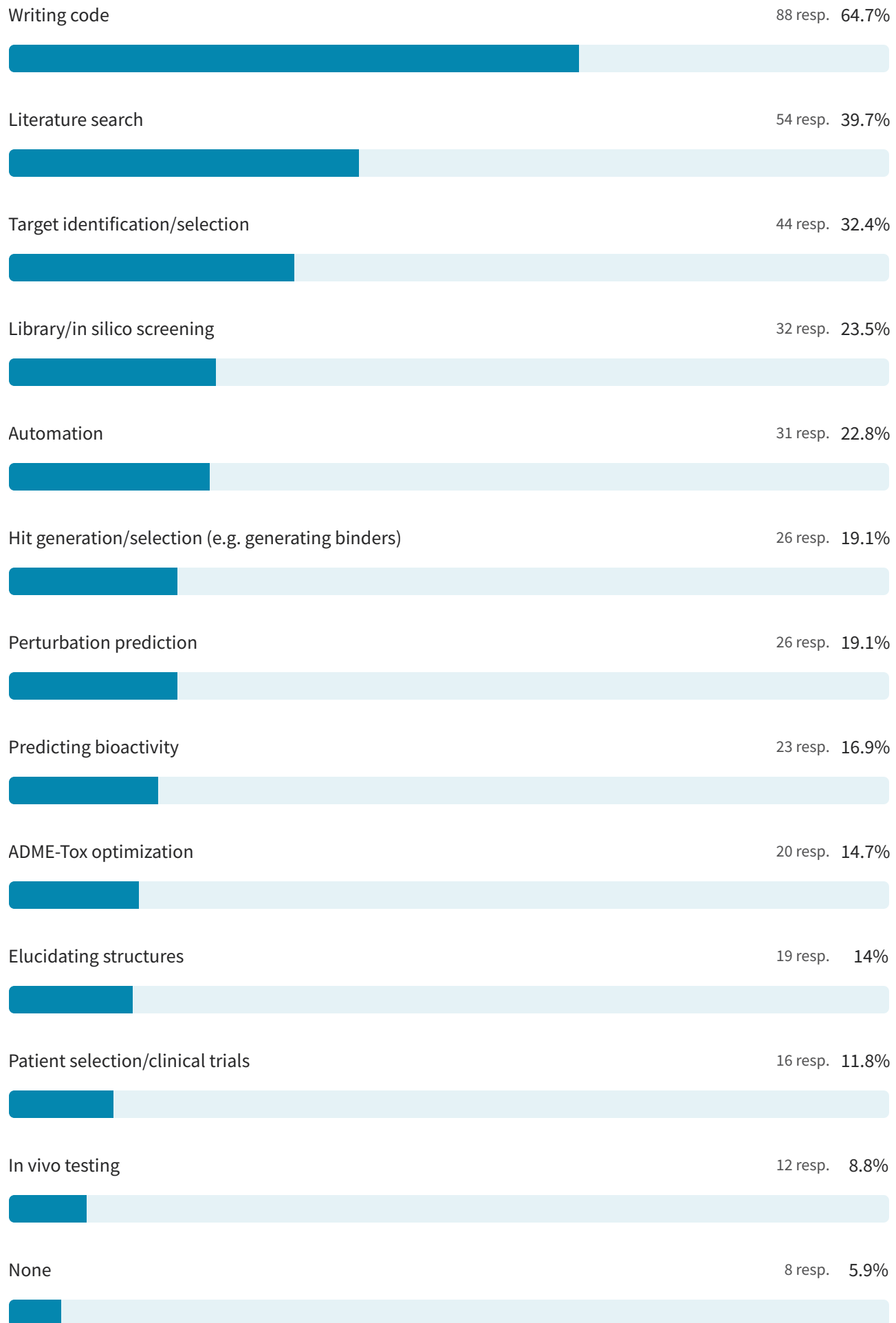




Which of the following design objectives do you regularly work on using machine learning?

 Hide question

136 out of 206 answered



Manufacturability

7 resp. 5.1%



Retrosynthesis/synthesizability

4 resp. 2.9%



Other

13 resp. 9.6%



Has your work involved lab automation?

Hide question

206 out of 206 answered

No

77 resp. 37.4%



Yes

65 resp. 31.6%



Not yet - but I'm curious to explore lab automation in the future

64 resp. 31.1%



Which lab equipment vendors do you regularly work with?

Hide question

54 out of 206 answered


Illumina (e.g. NovaSeq, MiSeq, NextSeq)

31 resp. 57.4%




Thermo Fisher (e.g. Sorvall, Heracell, Applied Bio)

24 resp. 44.4%



Agilent Technologies (e.g. InfinityLab, Intelliq)

23 resp. 42.6%




Hamilton (e.g. Microlab, Verso, NIMBUS)

23 resp. 42.6%




Oxford Nanopore (ONT)

20 resp. 37%




OpenTrons (e.g. OT-2)

17 resp. 31.5%




Bio-Rad (e.g. ChemiDoc, PROTEAN)

16 resp. 29.6%



Tecan (e.g. Freedom EVO, Fluent)

15 resp. 27.8%



Beckman Coulter (e.g. CytoFlex, Biomek)

14 resp. 25.9%



Qiagen (e.g. QIAcube, QIAsymphony)

13 resp. 24.1%



Molecular Devices

12 resp. 22.2%



Eppendorf (e.g. Mastercycler)

10 resp. 18.5%



Carterra (e.g. LSA)

3 resp. 5.6%




Element Biosciences

3 resp. 5.6%




PacBio

3 resp. 5.6%



Other

7 resp. 13%



Which of the following design objectives do you regularly work on using lab automation?

Hide question

58 out of 206 answered

Data Acquisition and Analysis

33 resp. 56.9%



High-Throughput Screening

33 resp. 56.9%



Liquid Handling and Pipetting

27 resp. 46.6%



Sample Preparation and Extraction (e.g. dilution, mixing, extraction)

27 resp. 46.6%




Molecular Biology Workflows (e.g. PCR, sequencing)

22 resp. 37.9%



Microscopy and Imaging

18 resp. 31%



Proteomics and Genomics Analysis

16 resp. 27.6%



Cell Culture Maintenance

11 resp. 19%




Flow Cytometry

7 resp. 12.1%



Chemical Synthesis

3 resp. 5.2%



Other

2 resp. 3.4%



Do you code?

Hide question

206 out of 206 answered


Yes - I am comfortable writing code

143 resp. 69.4%



No - I don't write code

40 resp. 19.4%



Some - I modify other people's code, but rarely start from scratch.

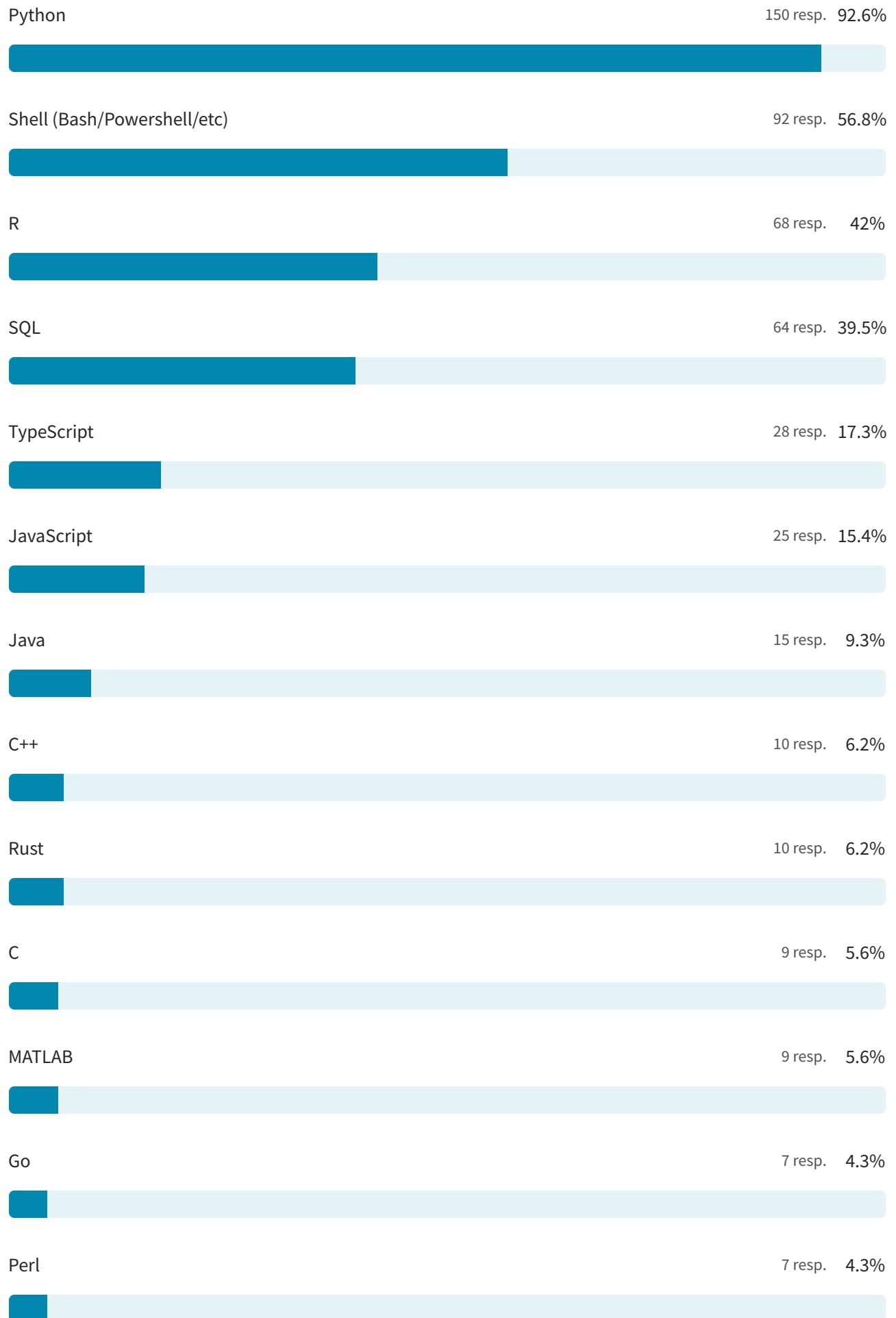
23 resp. 11.2%




Which of the following languages do you use day-to-day in your role? (e.g. tasks include: data analysis, bioinformatics, developer-facing tools/libraries, scientist-facing tools, machine learning, web interfaces)

Hide question


162 out of 206 answered



Julia 4 resp. 2.5%




C# 3 resp. 1.9%



Scala 1 resp. 0.6%



Fortran 0 resp. 0%



Other 7 resp. 4.3%



How often do you personally do data analysis for work?


 Hide question

166 out of 206 answered

Daily 83 resp. 50%



Weekly 42 resp. 25.3%



Monthly 22 resp. 13.3%



Rarely 17 resp. 10.2%



Never 2 resp. 1.2%



Other

0 resp. 0%




How often do you personally write or work on data engineering/bioinformatics pipelines for work?

[Hide question](#)

166 out of 206 answered


Daily

60 resp. 36.1%



Weekly

52 resp. 31.3%




Rarely

25 resp. 15.1%



Monthly

24 resp. 14.5%



Never

5 resp. 3%



Other

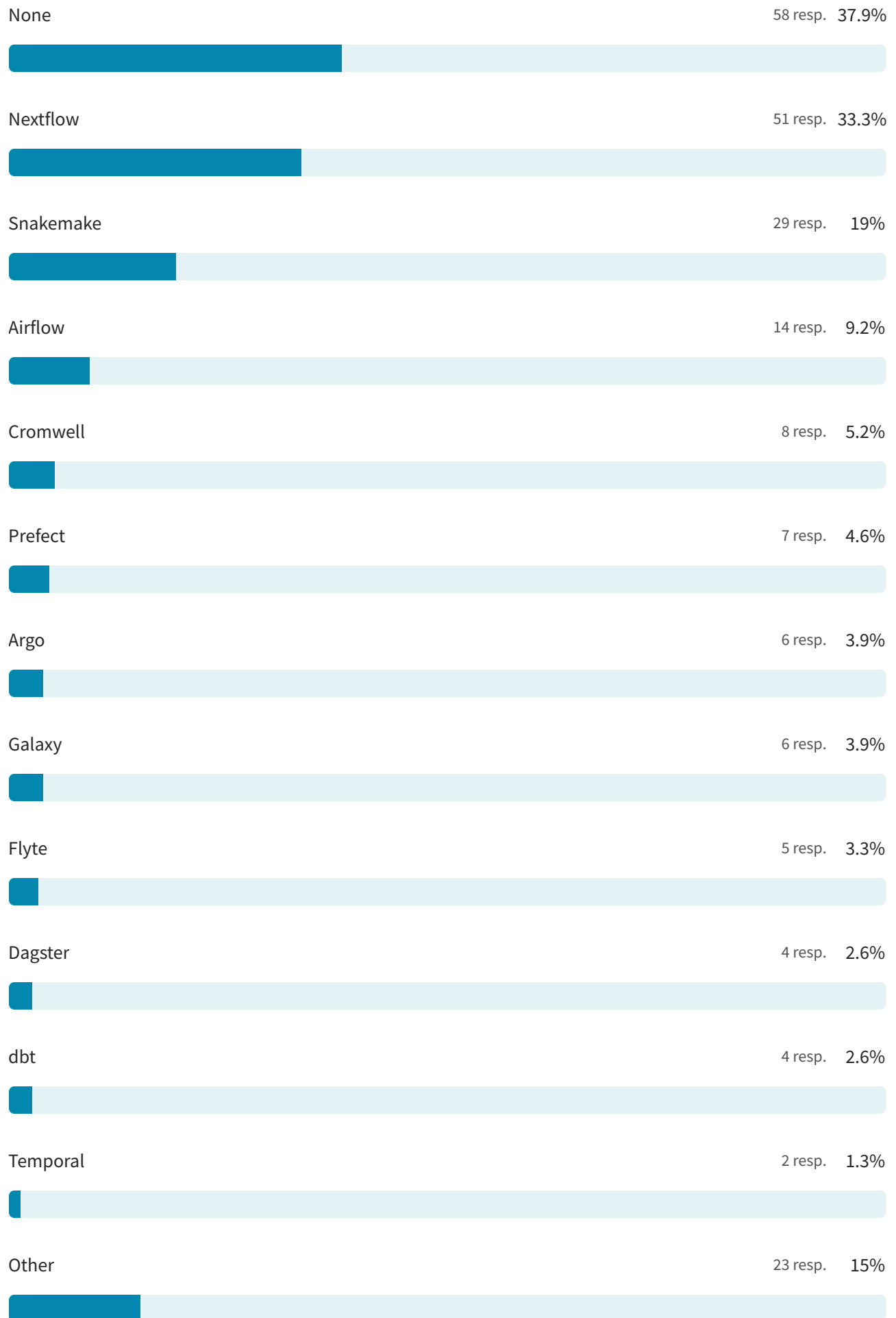
0 resp. 0%



Which of the following frameworks do you use (if any) for your data engineering tasks?

[Hide question](#)

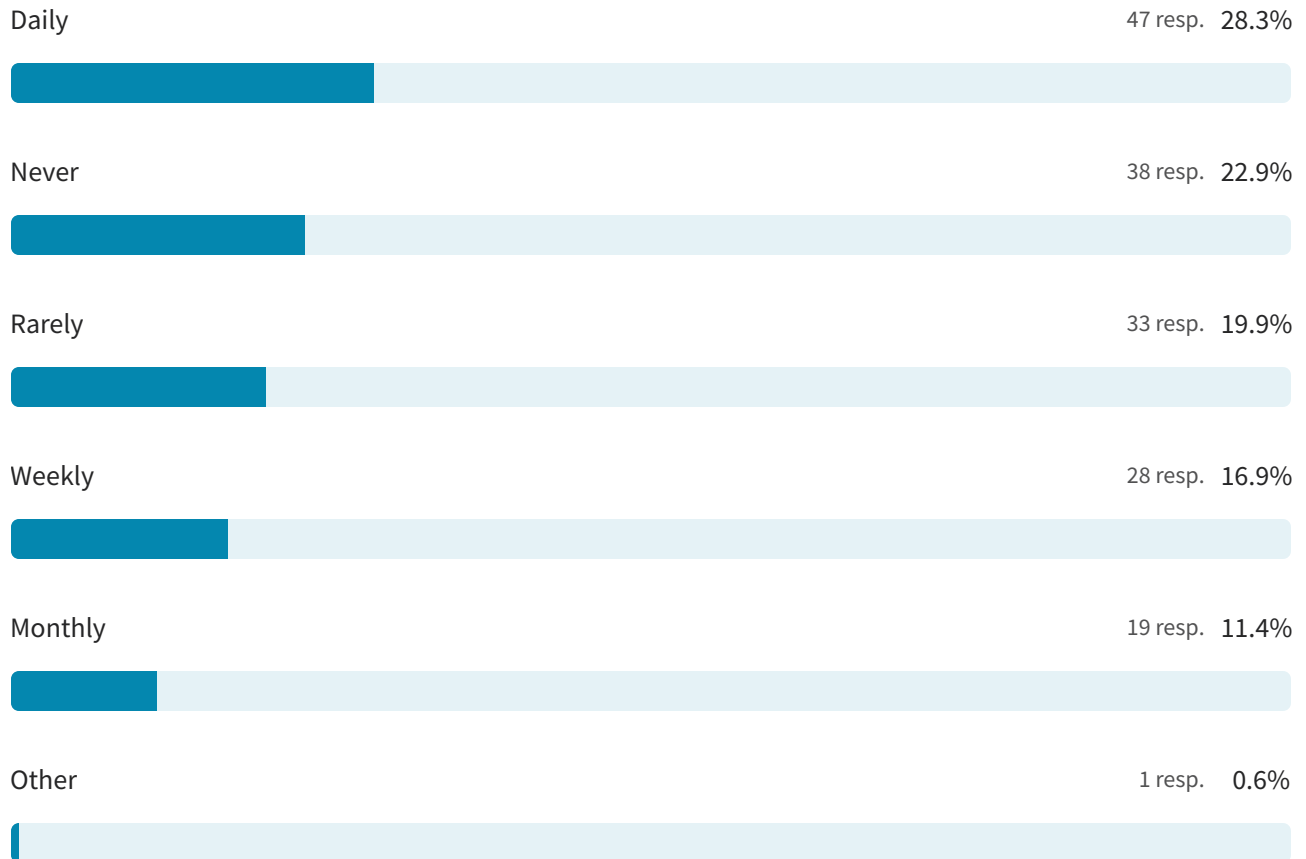
153 out of 206 answered



How often do you personally develop on developer-facing tools/libraries for work?

 Hide question

166 out of 206 answered




How often do you personally develop on scientist-facing tools or interfaces?

 Hide question

166 out of 206 answered

Daily

45 resp. 27.1%




Rarely

35 resp. 21.1%




Weekly

31 resp. 18.7%




Never

28 resp. 16.9%




Monthly

27 resp. 16.3%



Other

0 resp. 0%




How often do you personally do machine learning for work?

Hide question

166 out of 206 answered


Daily

46 resp. 27.7%



Rarely

39 resp. 23.5%



Monthly


29 resp. 17.5%



Weekly


28 resp. 16.9%





Which of the following machine learning tools (frameworks, libraries, models, etc) do you work with?

134 out of 206 answered

 Hide question

Scikit-Learn

90 resp. 67.2%



Pytorch

86 resp. 64.2%



OpenAI

55 resp. 41%



HuggingFace

51 resp. 38.1%




Anthropic

43 resp. 32.1%




XGBoost

41 resp. 30.6%




Tensorflow

34 resp. 25.4%




Pytorch Lightning

33 resp. 24.6%




Weights and Biases

25 resp. 18.7%



LangChain

20 resp. 14.9%



Tidymodels

14 resp. 10.4%




MLFlow

13 resp. 9.7%




Keras

11 resp. 8.2%



JAX 9 resp. 6.7%



LightGBM 9 resp. 6.7%



CatBoost 8 resp. 6%



Ray 6 resp. 4.5%



LlamaIndex 3 resp. 2.2%



Other 8 resp. 6%




How often do you personally program web interfaces for work?

 Hide question

166 out of 206 answered

Never 61 resp. 36.7%



Rarely 41 resp. 24.7%



Monthly 22 resp. 13.3%




Weekly 22 resp. 13.3%



Daily

20 resp. 12%



Other

0 resp. 0%




Which databases have you worked with extensively?

 Hide question

153 out of 206 answered

PostgreSQL

65 resp. 42.5%




SQLite

55 resp. 35.9%



Not relevant to me - I don't work with databases

48 resp. 31.4%



MySQL

44 resp. 28.8%



DuckDB

25 resp. 16.3%



DynamoDB

19 resp. 12.4%



Redis

19 resp. 12.4%



BigQuery

18 resp. 11.8%



MongoDB 18 resp. 11.8%




Neo4j 14 resp. 9.2%




Elasticsearch 10 resp. 6.5%




Snowflake 10 resp. 6.5%




MariaDB 9 resp. 5.9%




Microsoft SQL Server 9 resp. 5.9%




Oracle 7 resp. 4.6%




Redshift 7 resp. 4.6%



Firebase 5 resp. 3.3%




ClickHouse 4 resp. 2.6%



Cassandra 1 resp. 0.7%



Couchbase 0 resp. 0%



IBM DB2 0 resp. 0%



Other

11 resp. 7.2%



Which cloud platforms have you extensively developed with?

 Hide question

166 out of 206 answered


AWS

112 resp. 67.5%



Google Cloud Platform

57 resp. 34.3%




Not relevant to me - I don't work with cloud platforms

32 resp. 19.3%



Microsoft Azure

26 resp. 15.7%



DigitalOcean

7 resp. 4.2%



Heroku

3 resp. 1.8%



IBM Cloud or Watson

3 resp. 1.8%



Oracle Cloud Infrastructure

3 resp. 1.8%



Alibaba Cloud

0 resp. 0%



Other

8 resp. 4.8%




Which of the following data sources do you use extensively?

Hide question

206 out of 206 answered

Literature

80 resp. 38.8%



Not relevant to me - I don't work with such data sources

71 resp. 34.5%




Uniprot

68 resp. 33%



DDBJ/EMBL-EBI/NCBI

50 resp. 24.3%



RCSB / PDB

48 resp. 23.3%



KEGG

39 resp. 18.9%



PubChem

35 resp. 17%



ChEMBL

23 resp. 11.2%




PDBbind


14 resp. 6.8%




Brenda 3 resp. 1.5%




Protabank 2 resp. 1%



Probeminer 0 resp. 0%



Other 13 resp. 6.3%



When you are using **data from another source**, what formats does it come in (**input data**)?

 Hide question

206 out of 206 answered

CSV/TSV 147 resp. 71.4%



FASTA 104 resp. 50.5%



JSON 100 resp. 48.5%



Excel 95 resp. 46.1%

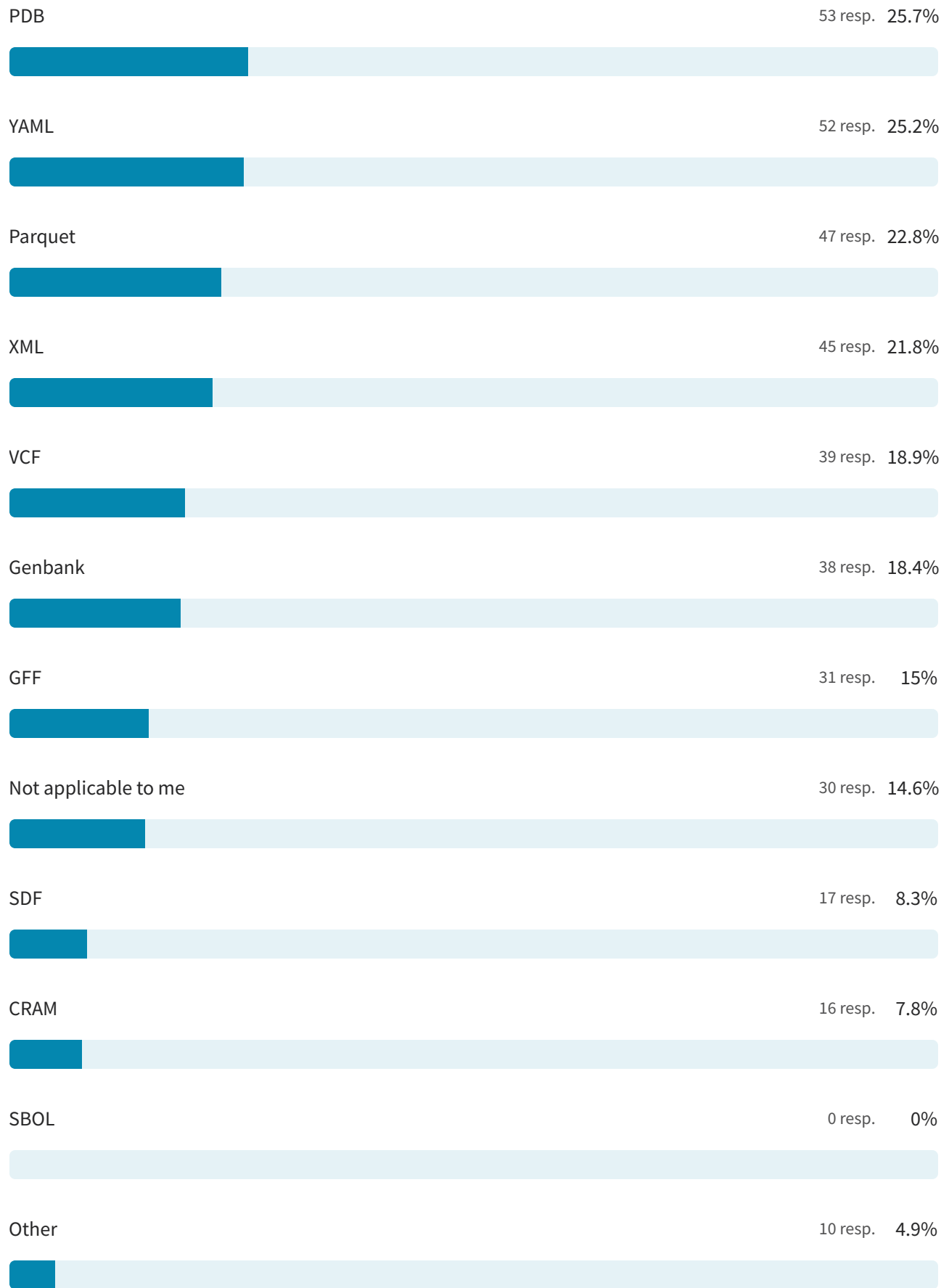


FASTQ 78 resp. 37.9%



BAM/SAM 59 resp. 28.6%





When you are storing **data for analysis or later use** which formats do you use (**output data**)?


 Hide question

206 out of 206 answered

CSV/TSV 118 resp. 57.3%




JSON 76 resp. 36.9%



Parquet 60 resp. 29.1%




Excel 42 resp. 20.4%



FASTA 39 resp. 18.9%



BAM/SAM 37 resp. 18%




Not applicable to me 36 resp. 17.5%



YAML 32 resp. 15.5%

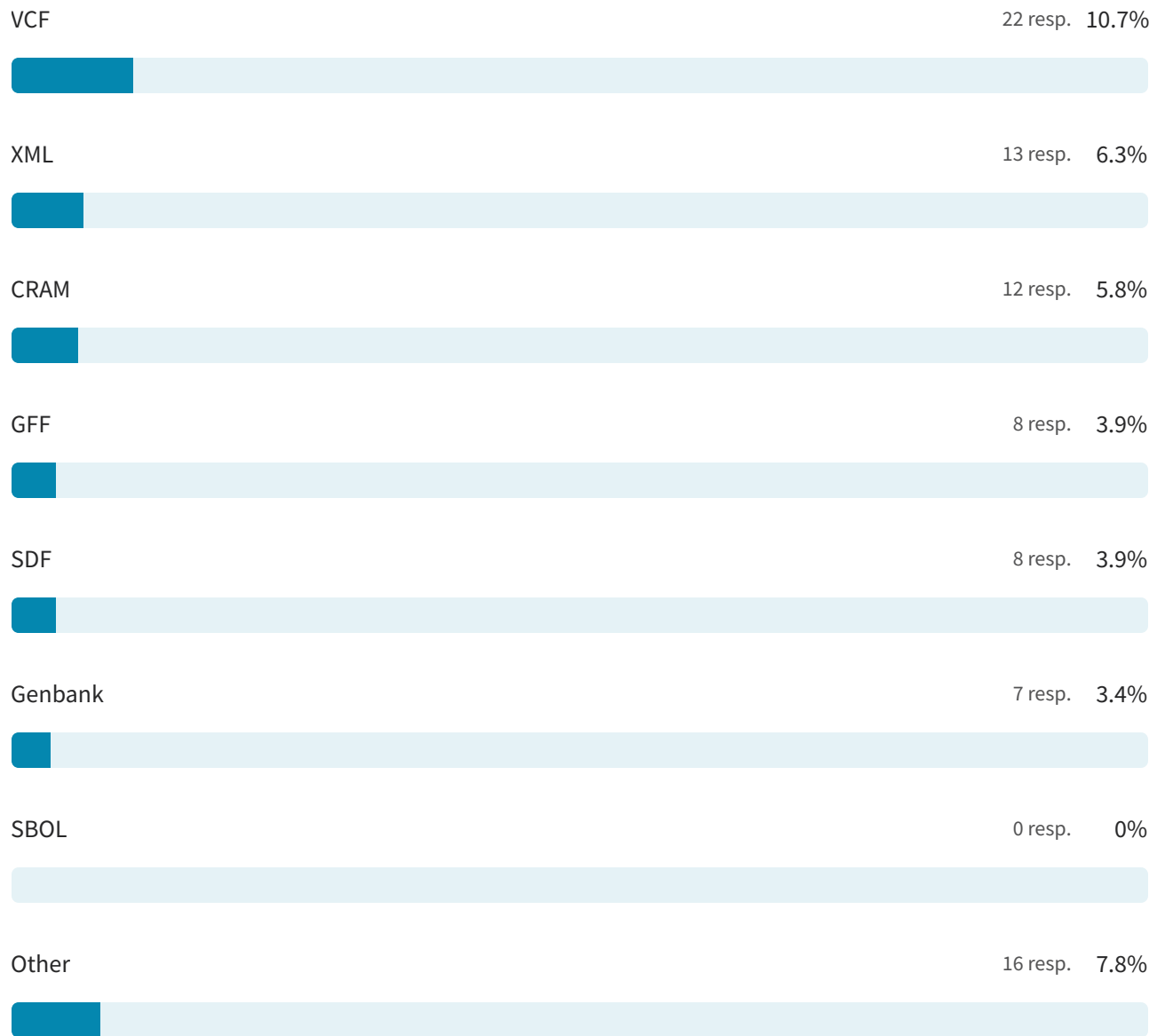


PDB 23 resp. 11.2%



FASTQ 22 resp. 10.7%

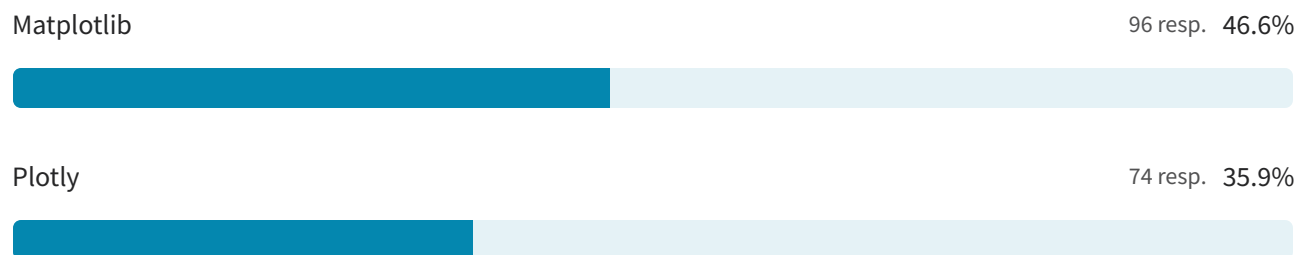





What tools and libraries do you use to visualise data?

 Hide question

206 out of 206 answered



Excel 58 resp. 28.2%



Ggplot 51 resp. 24.8%



Google Sheets 49 resp. 23.8%




Streamlit 35 resp. 17%




PyMol 34 resp. 16.5%




Not relevant to me - I don't visualise data 32 resp. 15.5%



IGV 29 resp. 14.1%



Prism 27 resp. 13.1%



Cell x Gene 16 resp. 7.8%




Tableau 14 resp. 6.8%



DataWarrior 10 resp. 4.9%



Spotfire 9 resp. 4.4%



JMP 7 resp. 3.4%





Which of the following lab information management systems and electronic lab notebooks do you use?

 Hide question

206 out of 206 answered

Not relevant to me - I don't work with LIMS/ELN

113 resp. 54.9%



Benchling

69 resp. 33.5%




BaseSpace

7 resp. 3.4%




CDD

7 resp. 3.4%



Revvity Signals

7 resp. 3.4%




Dotmatics

6 resp. 2.9%



LabVantage

4 resp. 1.9%



SciNote

4 resp. 1.9%



Sapio Sciences

3 resp. 1.5%



Biovia

2 resp. 1%



eLabJournal

2 resp. 1%



Labguru

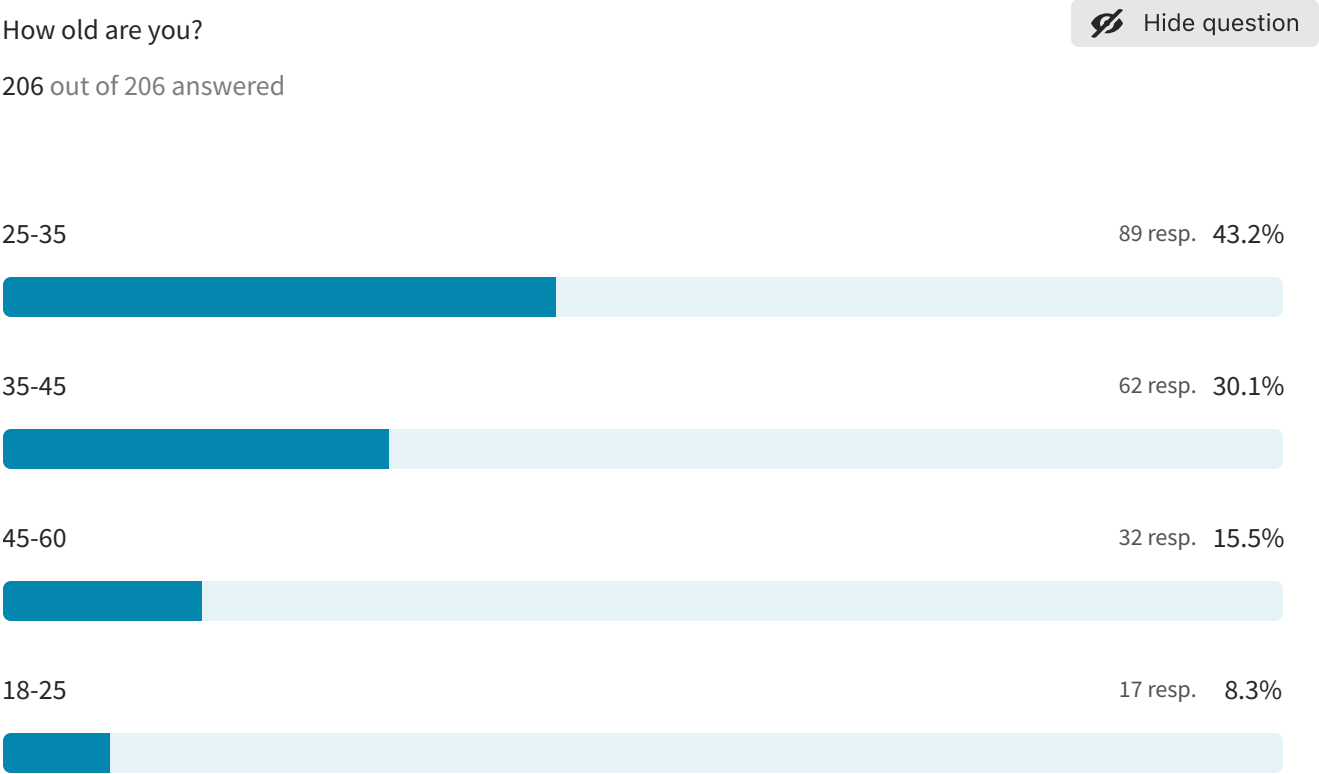
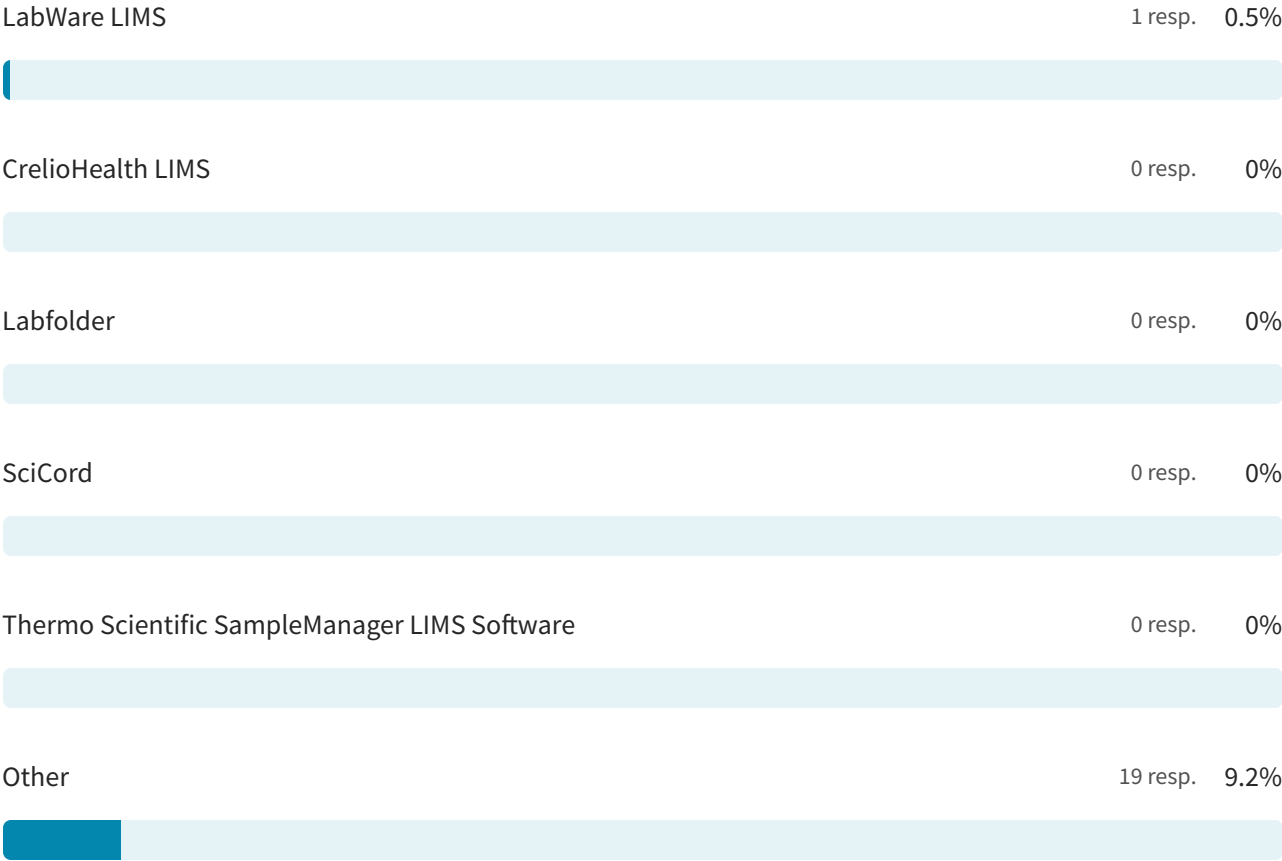
2 resp. 1%



SciSpot

2 resp. 1%





Prefer to not answer

4 resp. 1.9%



60+

2 resp. 1%



under 18

0 resp. 0%



Which of the following, if at all, best describes you?

 Hide question

206 out of 206 answered


Man

126 resp. 61.2%



Woman

66 resp. 32%




Prefer not to say

11 resp. 5.3%




Genderqueer, or gender non-conforming

4 resp. 1.9%




Non-binary

3 resp. 1.5%



Other

0 resp. 0%



What country do you live in?

Hide question

206 out of 206 answered

United States

162 resp. 78.6%




Canada

9 resp. 4.4%



United Kingdom

7 resp. 3.4%




Germany

6 resp. 2.9%




Switzerland

4 resp. 1.9%




France

3 resp. 1.5%



Sweden

3 resp. 1.5%



Belgium

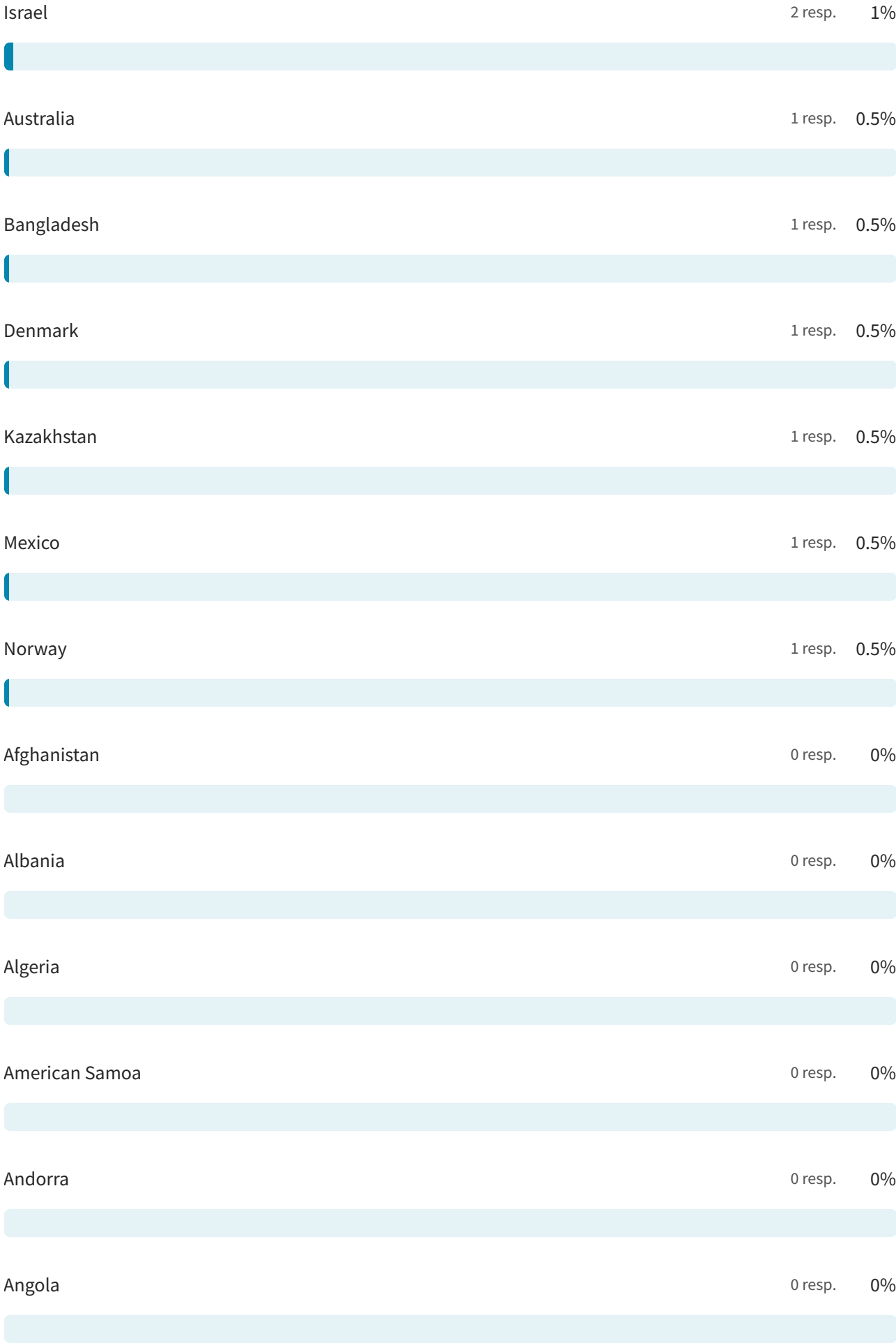
2 resp. 1%



India

2 resp. 1%





Anguilla	0 resp.	0%
<div></div>		
Antarctica	0 resp.	0%
<div></div>		
Antigua and Barbuda	0 resp.	0%
<div></div>		
Argentina	0 resp.	0%
<div></div>		
Armenia	0 resp.	0%
<div></div>		
Aruba	0 resp.	0%
<div></div>		
Austria	0 resp.	0%
<div></div>		
Azerbaijan	0 resp.	0%
<div></div>		
Bahamas, The	0 resp.	0%
<div></div>		
Bahrain	0 resp.	0%
<div></div>		
Barbados	0 resp.	0%
<div></div>		
Belarus	0 resp.	0%
<div></div>		
Belize	0 resp.	0%
<div></div>		

Benin	0 resp.	0%
<div></div>		
Bermuda	0 resp.	0%
<div></div>		
Bhutan	0 resp.	0%
<div></div>		
Bolivia	0 resp.	0%
<div></div>		
Bosnia and Herzegovina	0 resp.	0%
<div></div>		
Botswana	0 resp.	0%
<div></div>		
Bouvet Island	0 resp.	0%
<div></div>		
Brazil	0 resp.	0%
<div></div>		
British Indian Ocean Territory	0 resp.	0%
<div></div>		
British Virgin Islands	0 resp.	0%
<div></div>		
Brunei	0 resp.	0%
<div></div>		
Bulgaria	0 resp.	0%
<div></div>		
Burkina Faso	0 resp.	0%
<div></div>		

Burma	0 resp.	0%
<div></div>		
Burundi	0 resp.	0%
<div></div>		
Cambodia	0 resp.	0%
<div></div>		
Cameroon	0 resp.	0%
<div></div>		
Cape Verde	0 resp.	0%
<div></div>		
Cayman Islands	0 resp.	0%
<div></div>		
Central African Republic	0 resp.	0%
<div></div>		
Chad	0 resp.	0%
<div></div>		
Chile	0 resp.	0%
<div></div>		
China	0 resp.	0%
<div></div>		
Christmas Island	0 resp.	0%
<div></div>		
Cocos (Keeling) Islands	0 resp.	0%
<div></div>		
Colombia	0 resp.	0%
<div></div>		

Comoros	0 resp.	0%
<div></div>		
Congo, Democratic Republic of the	0 resp.	0%
<div></div>		
Congo, Republic of the	0 resp.	0%
<div></div>		
Cook Islands	0 resp.	0%
<div></div>		
Costa Rica	0 resp.	0%
<div></div>		
Cote d'Ivoire	0 resp.	0%
<div></div>		
Croatia	0 resp.	0%
<div></div>		
Cuba	0 resp.	0%
<div></div>		
Curacao	0 resp.	0%
<div></div>		
Cyprus	0 resp.	0%
<div></div>		
Czech Republic	0 resp.	0%
<div></div>		
Djibouti	0 resp.	0%
<div></div>		
Dominican Republic	0 resp.	0%
<div></div>		

Dominica	0 resp.	0%
Ecuador	0 resp.	0%
Egypt	0 resp.	0%
El Salvador	0 resp.	0%
Equatorial Guinea	0 resp.	0%
Eritrea	0 resp.	0%
Estonia	0 resp.	0%
Ethiopia	0 resp.	0%
Falkland Islands (Islas Malvinas)	0 resp.	0%
Faroe Islands	0 resp.	0%
Fiji	0 resp.	0%
Finland	0 resp.	0%
France, Metropolitan	0 resp.	0%

French Guiana	0 resp.	0%
French Polynesia	0 resp.	0%
French Southern and Antarctic Lands	0 resp.	0%
Gabon	0 resp.	0%
Gambia, The	0 resp.	0%
Gaza Strip	0 resp.	0%
Georgia	0 resp.	0%
Ghana	0 resp.	0%
Gibraltar	0 resp.	0%
Greece	0 resp.	0%
Greenland	0 resp.	0%
Grenada	0 resp.	0%
Guadeloupe	0 resp.	0%



Guam 0 resp. 0%



Guatemala 0 resp. 0%



Guernsey 0 resp. 0%



Guinea 0 resp. 0%



Guinea-Bissau 0 resp. 0%



Guyana 0 resp. 0%



Haiti 0 resp. 0%



Heard Island and McDonald Islands 0 resp. 0%



Holy See (Vatican City) 0 resp. 0%



Honduras 0 resp. 0%



Hong Kong (SAR China) 0 resp. 0%



Hungary 0 resp. 0%



Iceland

0 resp.0%



Indonesia

0 resp.0%



Iran

0 resp.0%



Iraq

0 resp.0%



Ireland

0 resp.0%



Isle of Man

0 resp.0%



Italy

0 resp.0%



Jamaica

0 resp.0%



Japan

0 resp.0%



Jersey

0 resp.0%



Jordan

0 resp.0%



Kenya

0 resp.0%



Kiribati

0 resp.0%



Korea, South	0 resp.	0%
<div></div>		
Kosovo	0 resp.	0%
<div></div>		
Kuwait	0 resp.	0%
<div></div>		
Kyrgyzstan	0 resp.	0%
<div></div>		
Laos	0 resp.	0%
<div></div>		
Latvia	0 resp.	0%
<div></div>		
Lebanon	0 resp.	0%
<div></div>		
Lesotho	0 resp.	0%
<div></div>		
Liberia	0 resp.	0%
<div></div>		
Libya	0 resp.	0%
<div></div>		
Liechtenstein	0 resp.	0%
<div></div>		
Lithuania	0 resp.	0%
<div></div>		
Luxembourg	0 resp.	0%
<div></div>		

Macau (SAR China)	0 resp.	0%
<div></div>		
Macedonia	0 resp.	0%
<div></div>		
Madagascar	0 resp.	0%
<div></div>		
Malawi	0 resp.	0%
<div></div>		
Malaysia	0 resp.	0%
<div></div>		
Maldives	0 resp.	0%
<div></div>		
Mali	0 resp.	0%
<div></div>		
Malta	0 resp.	0%
<div></div>		
Marshall Islands	0 resp.	0%
<div></div>		
Martinique	0 resp.	0%
<div></div>		
Mauritania	0 resp.	0%
<div></div>		
Mauritius	0 resp.	0%
<div></div>		
Mayotte	0 resp.	0%
<div></div>		

Micronesia, Federated States of	0 resp.	0%
<div></div>		
Moldova	0 resp.	0%
<div></div>		
Monaco	0 resp.	0%
<div></div>		
Mongolia	0 resp.	0%
<div></div>		
Montenegro	0 resp.	0%
<div></div>		
Montserrat	0 resp.	0%
<div></div>		
Morocco	0 resp.	0%
<div></div>		
Mozambique	0 resp.	0%
<div></div>		
Namibia	0 resp.	0%
<div></div>		
Nauru	0 resp.	0%
<div></div>		
Nepal	0 resp.	0%
<div></div>		
Netherlands	0 resp.	0%
<div></div>		
New Caledonia	0 resp.	0%
<div></div>		


New Zealand	0 resp.	0%
<div></div>		
Nicaragua	0 resp.	0%
<div></div>		
Niger	0 resp.	0%
<div></div>		
Nigeria	0 resp.	0%
<div></div>		
Niue	0 resp.	0%
<div></div>		
Norfolk Island	0 resp.	0%
<div></div>		
Northern Mariana Islands	0 resp.	0%
<div></div>		
Oman	0 resp.	0%
<div></div>		
Pakistan	0 resp.	0%
<div></div>		
Palau	0 resp.	0%
<div></div>		
Panama	0 resp.	0%
<div></div>		
Papua New Guinea	0 resp.	0%
<div></div>		
Paraguay	0 resp.	0%
<div></div>		

Peru	0 resp.	0%
Philippines	0 resp.	0%
Pitcairn Islands	0 resp.	0%
Poland	0 resp.	0%
Portugal	0 resp.	0%
Puerto Rico	0 resp.	0%
Qatar	0 resp.	0%
Reunion	0 resp.	0%
Romania	0 resp.	0%
Russia	0 resp.	0%
Rwanda	0 resp.	0%
Saint Barthelemy	0 resp.	0%
Saint Helena, Ascension, and Tristan da Cunha	0 resp.	0%


Saint Kitts and Nevis	0 resp.	0%
Saint Lucia	0 resp.	0%
Saint Martin	0 resp.	0%
Saint Pierre and Miquelon	0 resp.	0%
Saint Vincent and the Grenadines	0 resp.	0%
Samoa	0 resp.	0%
San Marino	0 resp.	0%
Sao Tome and Principe	0 resp.	0%
Saudi Arabia	0 resp.	0%
Senegal	0 resp.	0%
Serbia	0 resp.	0%
Seychelles	0 resp.	0%
Sierra Leone	0 resp.	0%




Singapore 0 resp. 0%




Sint Maarten 0 resp. 0%




Slovakia 0 resp. 0%




Slovenia 0 resp. 0%




Solomon Islands 0 resp. 0%




Somalia 0 resp. 0%




South Africa 0 resp. 0%




South Georgia and the Islands 0 resp. 0%




South Sudan 0 resp. 0%




Spain 0 resp. 0%



Sri Lanka 0 resp. 0%



Sudan 0 resp. 0%




Suriname

0 resp.0%



Svalbard

0 resp.0%



Swaziland

0 resp.0%



Syria

0 resp.0%



Taiwan, Province of China

0 resp.0%



Tajikistan

0 resp.0%



Tanzania

0 resp.0%



Thailand

0 resp.0%



The Netherlands

0 resp.0%



Timor-Leste

0 resp.0%



Togo

0 resp.0%



Tokelau

0 resp.0%



Tonga

0 resp.0%




Trinidad and Tobago	0 resp.	0%
<div></div>		
Tunisia	0 resp.	0%
<div></div>		
Turkey	0 resp.	0%
<div></div>		
Turkmenistan	0 resp.	0%
<div></div>		
Turks and Caicos Islands	0 resp.	0%
<div></div>		
Tuvalu	0 resp.	0%
<div></div>		
Uganda	0 resp.	0%
<div></div>		
Ukraine	0 resp.	0%
<div></div>		
United Arab Emirates	0 resp.	0%
<div></div>		
United States Minor Outlying Islands	0 resp.	0%
<div></div>		
Uruguay	0 resp.	0%
<div></div>		
Uzbekistan	0 resp.	0%
<div></div>		
Vanuatu	0 resp.	0%
<div></div>		

Venezuela	0 resp.	0%
<div></div>		
Vietnam	0 resp.	0%
<div></div>		
Virgin Islands	0 resp.	0%
<div></div>		
Wallis and Futuna	0 resp.	0%
<div></div>		
West Bank	0 resp.	0%
<div></div>		
Western Sahara	0 resp.	0%
<div></div>		
Yemen	0 resp.	0%
<div></div>		
Zambia	0 resp.	0%
<div></div>		
Zimbabwe	0 resp.	0%
<div></div>		

What state do you live in?

162 out of 206 answered

 Hide question

California

79 resp. 48.8%



Massachusetts

35 resp. 21.6%




Washington

9 resp. 5.6%



New York

7 resp. 4.3%




Colorado

4 resp. 2.5%



North Carolina

4 resp. 2.5%



Pennsylvania

4 resp. 2.5%




Maryland

3 resp. 1.9%




Minnesota

3 resp. 1.9%




New Jersey

3 resp. 1.9%



Texas

3 resp. 1.9%



Connecticut

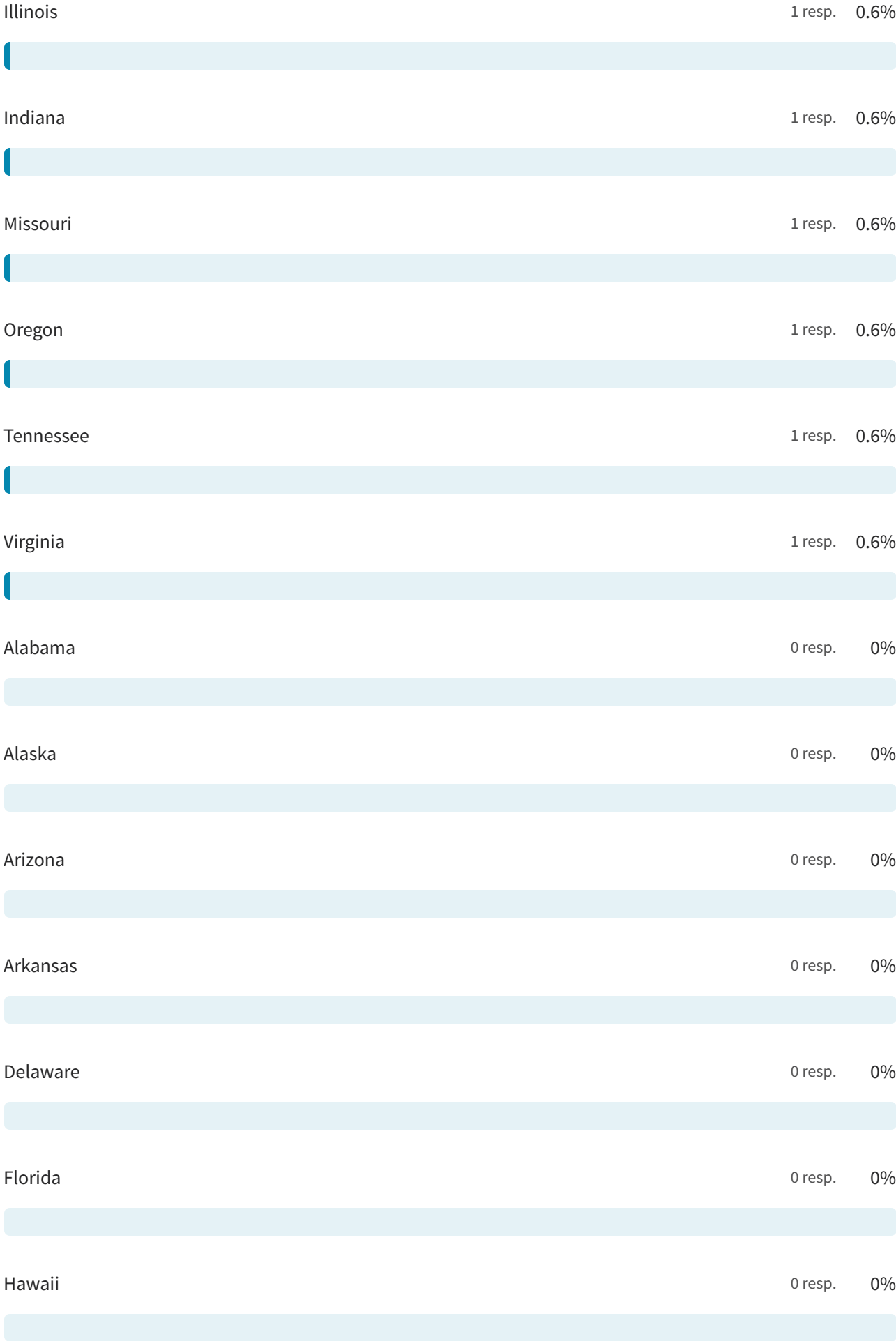
1 resp. 0.6%



Georgia

1 resp. 0.6%





Idaho	0 resp.	0%
<div></div>		
Iowa	0 resp.	0%
<div></div>		
Kansas	0 resp.	0%
<div></div>		
Kentucky	0 resp.	0%
<div></div>		
Louisiana	0 resp.	0%
<div></div>		
Maine	0 resp.	0%
<div></div>		
Michigan	0 resp.	0%
<div></div>		
Mississippi	0 resp.	0%
<div></div>		
Montana	0 resp.	0%
<div></div>		
Nebraska	0 resp.	0%
<div></div>		
Nevada	0 resp.	0%
<div></div>		
New Hampshire	0 resp.	0%
<div></div>		
New Mexico	0 resp.	0%
<div></div>		

North Dakota	0 resp.	0%
<div></div>		
Ohio	0 resp.	0%
<div></div>		
Oklahoma	0 resp.	0%
<div></div>		
Rhode Island	0 resp.	0%
<div></div>		
South Carolina	0 resp.	0%
<div></div>		
South Dakota	0 resp.	0%
<div></div>		
Utah	0 resp.	0%
<div></div>		
Vermont	0 resp.	0%
<div></div>		
West Virginia	0 resp.	0%
<div></div>		
Wisconsin	0 resp.	0%
<div></div>		
Wyoming	0 resp.	0%
<div></div>		

Which of the following, if at all, best describes you?

 Hide question

206 out of 206 answered


White 95 resp. 46.1%



Asian 31 resp. 15%



Prefer not to say 23 resp. 11.2%




European 21 resp. 10.2%




Indian 15 resp. 7.3%




South Asian 15 resp. 7.3%




Middle Eastern 11 resp. 5.3%




East Asian 8 resp. 3.9%




Hispanic or Latino/a 5 resp. 2.4%




North American 4 resp. 1.9%



Southeast Asian 4 resp. 1.9%




Biracial 3 resp. 1.5%




Ethnoreligious Group 3 resp. 1.5%




Multiracial 2 resp. 1%




African 1 resp. 0.5%



Central American 1 resp. 0.5%



Central Asian 1 resp. 0.5%



I don't know 1 resp. 0.5%



North African 1 resp. 0.5%



South American 1 resp. 0.5%



Black 0 resp. 0%




Caribbean 0 resp. 0%



Indigenous (such as Native American or Indigenous Australian) 0 resp. 0%




Pacific Islander 0 resp. 0%



Other

2 resp. 1%



Which of the following best describes the highest level of formal education that you've completed?

[Hide question](#)

206 out of 206 answered

Other doctoral degree (Ph.D., Ed.D., etc.)

93 resp. 45.1%



Master's degree (M.A., M.S., M.Eng., MBA, etc.)

63 resp. 30.6%



Bachelor's degree (B.A., B.S., B.Eng., etc.)

41 resp. 19.9%



Professional degree (JD, MD, etc.)

4 resp. 1.9%



Some college/university study without earning a degree

4 resp. 1.9%




Secondary school (e.g. American high school, German Realschule or Gymnasium, etc.)

1 resp. 0.5%




Associate degree (A.A., A.S., etc.)

0 resp. 0%



Primary/elementary school

0 resp. 0%



Other

0 resp. 0%

How do you feel about the broader biotech market in the near future?

 Hide question

206 out of 206 answered


Somewhat bullish

69 resp. 33.5%




Somewhat bearish

55 resp. 26.7%



Neutral

52 resp. 25.2%



Very bullish

19 resp. 9.2%



Very bearish

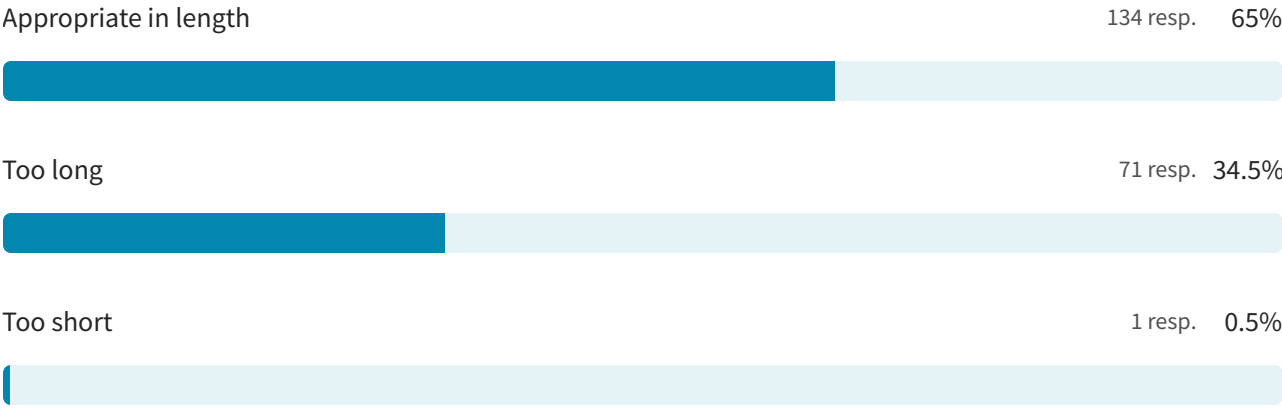
11 resp. 5.3%



How do you feel about the length of this survey?

 Hide question

206 out of 206 answered

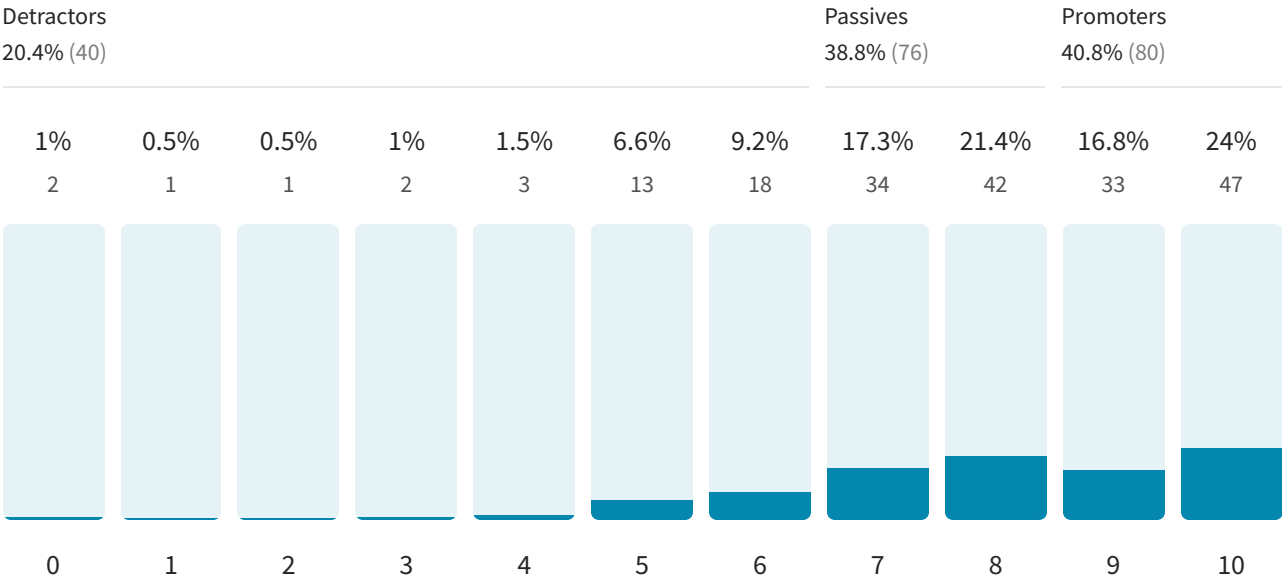


Would you recommend Bits in Bio to a friend?

Hide question

196 out of 206 answered

Net Promoter Score® (?)
20



Not likely at all

Extremely likely

Are you curious to learn more about biology or the biotech space, and if so, what are the questions you have?

[Hide question](#)

186 out of 206 answered


What are the big problems worth tackling in the field?

105 resp. 56.5%




What is the landscape of each of these problem space?

80 resp. 43%




Who can I talk to when I have questions in this field?

74 resp. 39.8%



What are the helpful resources I can leverage to start learning about this field?

68 resp. 36.6%



What are the possible roles within this field?

56 resp. 30.1%



How can I gain the skills required?

49 resp. 26.3%




What are the skillsets required?

43 resp. 23.1%




Not applicable to me

32 resp. 17.2%



Other

5 resp. 2.7%



Powered by Typeform